

WHAT IS PLAYAWAY?

Playaway is the simplest way to listen to an audiobook on the go. With the audio already contained within, and a battery to make it play, there's nothing left to do but plug in earphones and enjoy.

As the first self-playing audiobook, Playaway brings pages to life at the push of a button. Audio content and simple, digital technology are now merged into an easy-to-use, self-contained player. And weighing only two ounces, Playaway is small enough to fit in the palm of your hand and goes anywhere you do!



PLAYAWAY®

A HOW-TO GUIDE



For more information on Playaway,
visit www.playaway.com.

WHAT THEY ARE SAYING ABOUT PLAYAWAY

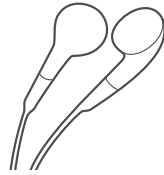
"The Best Inventions of the Year"
- *TIME Magazine*

"25 Products That Will Change Your Life"
- *Reader's Digest*

"Listen to this genius idea: self-playing audiobooks—smaller than a deck of cards—that come with earphones."
- *Oprah Magazine*



GETTING STARTED



STEP 1:
Plug a set of earphones, external speakers or a car adapter into the universal headphone jack.



STEP 2:
Press the Power button.

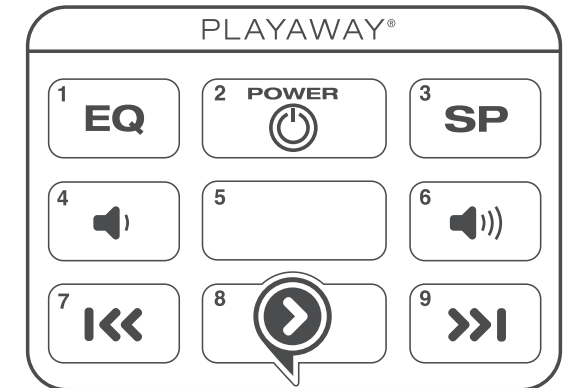




STEP 3:
Press the Playaway button and enjoy!



PLAYAWAY FUNCTIONALITY

- 1 EQUALIZER:**
Press to rotate to a new EQ mode
- 2 POWER:**
Press once to turn unit on
Hold down for 3 seconds to power off
- 3 SPEED:**
Press to change narrator speed
- 4 VOLUME DOWN:**
Press once to decrease one level
Hold down to accelerate decrease
- 5 LCD SCREEN:**
Displays operating status
Battery level indicator
- 6 VOLUME UP:**
Press once to increase one level
Hold down to accelerate increase



- 7 REVERSE:**
Press once to reverse by chapter
Hold down to reverse scan within chapter
- 8 PLAY/PAUSE:**
Press the  button to Play
When in play mode, press the  button again to Pause playing or resume Play
- 9 FORWARD:**
Press once to advance by chapter
Hold down to scan forward within chapter