


**PLEASE
SILENCE
YOUR PHONE**





State Aid Programs



Federal Programs

- Pell Grant (2019-20 max award \$6,195)
- Max EFC is 5486 (18-19)
- Campus-based aid (determined by FAO)
 - » FSEOG.....up to \$4,000
 - » Perkins Loan.....up to \$5,500 (undergraduate)
 - » Federal Work-Study...FAO determines
- For most programs, student must be enrolled at least half-time.

State Aid Programs

- State Grant
 - » Distance Education
- State Work-study (SWS)
- Ready to Succeed Scholarship (RTSS)
- Partners to Access for Higher Education (PATH)
- Educational Assistance Program (EAP)
- Chafee Education and Training Grant Program (ETG)
- Postsecondary Educational Gratuities Program (PEGP)
- Blind or Deaf Beneficiary Grant (BDG)

State Grant Eligibility Requirements

- Domicile
- HS Graduate
- Academic Progress
- Undergraduate Enrollment
- Maximum Number of Grants
- Program of Study
- Satisfactory Character
- No Loan Default

State Grant Filing Deadline

► FAFSA.gov

6

- May 1
 - » All renewal applicants
 - » New applicants who plan to enroll in a degree program
 - » New applicants enrolling in a college transferable programs
- August 1
 - » Non-renewal applicants enrolling in:
 - » Business, trade or technical school
 - » Hospital school of nursing
 - » Community college
 - » Open-admission colleges
 - » 2-year programs that are not transferable

State Grant Maximum and Minimum Awards

7

Costs	Maximum SG Award	Maximum DE Award	Minimum Awards
\$0 - \$12,000	\$2,193	\$1,096	\$500
\$12,001 - \$19,000	\$3,509	\$1,754	\$500
\$19,001 - \$29,000	\$3,772	\$1,886	\$500
\$ 29,000 and above	\$4,123	\$2,061	\$500

PA Summer State Grant



- A separate online application is available for summer.
- August 15 deadline
- A Summer State Grant is included in the maximum number of payments for which a student may be eligible.

State Grant for Distance Education Enrollment

9

- Students enrolled in online programs of study or coursework that exceeds 50% of their term enrollment

Filing the FAFSA



FAFSA TIPS

The background features a light blue and white geometric design. On the left, there are diagonal stripes. On the right, there are two interlocking gears of different sizes. Dashed lines with arrows and loops are scattered across the background, suggesting a process or flow.

When completing the FAFSA

- **FSA ID username and password for the student and one parent**
- **Student and parent sections - Don't mix answers**
- **Ensure SSN accuracy**
- **Use appropriate year federal income tax and W2s for reference.**
- **Use the IRS Data Retrieval Tool if possible**
- **Remember to complete the PA State Grant form from the confirmation page**
- **Don't delay – know your school deadlines and meet them**

Documents needed to complete the FAFSA

- Applicants may need the following items:
 - » Social security numbers
 - » Drivers license for student (optional)
 - » Federal income tax returns (1040, 1040A or 1040EZ)
 - » W-2 forms from all employers
 - » Current bank statements (checking and savings)
 - » Current business and farm records
 - » Records of any stocks, bonds and other investments, including 529 accounts
 - » Additional untaxed income tax records such as: Veteran's non educational benefits, child support paid/received and workers compensation
 - » Alien registration or permanent resident card (if not a US citizen)
- » **These are also listed on the FAFSA Tipsheet and in the Student Aid Guide.


Database Matches


- The Central Processing System (CPS) database matches against FAFSA
- The most common are:
 - » NSLDS for loan default and lifetime Pell usage
 - » Homeland Security for citizenship status
 - » Social Security Administration for SSN verification
 - » Selective Service for draft registration of males (gender at birth)
- **Discrepancies are flagged and must be resolved through the school before eligibility is finalized**

School Selection


Students may list up to 10 schools on their FAFSA

Postsecondary schools will not see that other schools are listed


 Complete the fields below to search for a college to add to your FAFSA.


Do you know the college's [Federal School Code?](#) 


☐ Yes ☒ No

State 


Select ▼

City (optional) 

School Name (optional) 

SEARCH TIPS 

PREVIOUS

SEARCH 

Dependency Status

A series of student questions to determine if parental data is required

- **DEPENDENT** – include parental data
 - » If cannot provide parent info - could be special condition
- **INDEPENDENT** – just student data
 - » Most answers require verification



Verification

- **FAFSA data checked for accuracy**
 - » Standard items associated with income, taxes and household
 - » Not using the IRS DRT creates a greater chance of selection
- **IF Selected – an IRS Tax Transcript may be required**
 - » A copy of an IRS Federal Tax return is not acceptable.
 - » A transcript can be ordered at: irs.gov/Individuals/Get-Transcript

Expected Family Contribution (EFC)

- Remains the same no matter which school the student attends
- Primarily income-driven
- Major factors for dependent student:
 - » Parental & student income & assets
 - » Family size and number of family members in college
 - » Age of older parent

Parental Income

- Income is based on prior-prior year
- Tax filers report AGI from tax return and income from work from W-2
- Allowances are made for taxes, working households, and living allowances based on family size

Parental Assets

- An asset protection allowance is applied
 - » Based on the age of the older parent
 - » About 5.64%
- Assets are reported as of the date the FAFSA is filed

Asset Protection for 2019-20

		Age of Older Parent	Allowance for 2 Parents	Allowance for 1 Parent
2018-19		50	22,300	13,500
2019-20		50	12,500	6,500

What Assets are Included on the FAFSA

- Cash, checking and savings accounts (account owner)
- Investments such as stocks, savings bonds, CD's, mutual funds, etc. (account owner)
- 529 plans (parents, regardless if student applying for aid owns account)
- UGMA and UTMA accounts (account owner not custodian)
- Real Estate and Rental properties (owner – other than family residence)

Do Not Include

- Your family home, if it's your principal place of residence
- Family Farm, if it's your principal place of residence and your family participates in the farm's operation
- Your family business, if your family owns and controls more than 50% of a small business that has less than 100 full-time employees
- 401k, 403b, non-educational IRS's, pension plans and qualified retirement plans
- Life insurance policies

Student Income

- Allowances are made for taxes
- Earnings from work study are excluded
- Income protection allowance of up to \$6,570 (AY 18/19) and remaining income assessed at 50%

Student Assets

- Dependent students must report assets in their name
 - » Student assets are assessed at 20%
 - » No asset protection allowance



Special Processing Formulas

- **Simplified Formula** – no student or parental assets are considered
 - » Means tested benefits, or
 - » Able to file a 1040A or 1040EZ, or no income tax return, or
 - » Parent(s) are a dislocated worker, and
 - » Parent's combined income \$49,999 or less
- **Automatic Zero EFC** – same conditions as Simplified
 - » Parental annual income of \$26,000 or less

FSA ID Username and Password

- Get your FSA ID usernames and passwords PRIOR to sitting down to complete the FAFSA
- The student and one parent needs an FSA ID
- Do NOT lose it; write it down and store in a safe place (write down the challenge question answers, too)
- Do NOT share it with anyone
- You will need your FSA ID every year you file a FAFSA and to log in to sign loan paperwork



FAFSA.gov

Federal Student Aid | FAFSA.gov
An OFFICE of the U.S. DEPARTMENT of EDUCATION

English | Español

Search FAFSA Help



Need money for college?

Complete the FAFSA® (*Free Application for Federal Student Aid*) form to apply for financial aid for college, career school, or graduate school.

NEW TO FAFSA.GOV?

Submitting the FAFSA form is quick, and most importantly, it's FREE. Get started today.

START HERE >

RETURNING USER?

- Make a correction
- Add a school
- View your *Student Aid Report* (SAR)

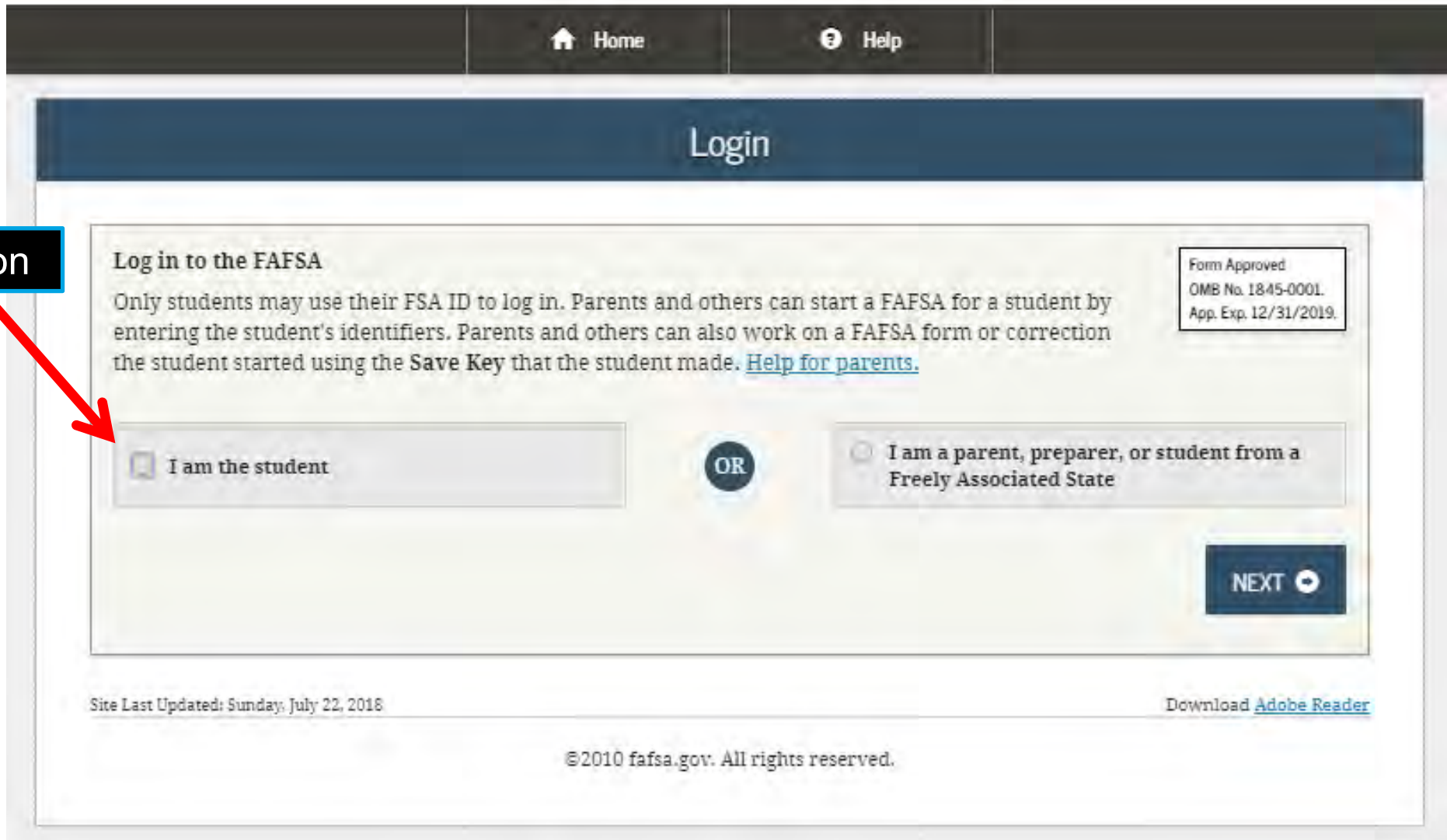
LOG IN >

Apply after October 1
(of senior year in HS)

It's the student's
application (parent
sections)
2018-19 FAFSA will
use **2016** tax
information
2019-20 FAFSA will
use **2017** tax
information

Are you the student or parent?

Click a button



The screenshot shows the FAFSA login interface. At the top, there are navigation links for 'Home' and 'Help'. Below this is a 'Login' header. The main content area is titled 'Log in to the FAFSA' and contains instructions for students and parents. A red arrow points from the text 'Click a button' to the 'I am the student' button. The page also includes a 'Form Approved' box, a 'NEXT' button, and footer information.

Home Help

Login

Log in to the FAFSA

Only students may use their FSA ID to log in. Parents and others can start a FAFSA for a student by entering the student's identifiers. Parents and others can also work on a FAFSA form or correction the student started using the **Save Key** that the student made. [Help for parents.](#)

☒ I am the student

OR

☐ I am a parent, preparer, or student from a Freely Associated State

NEXT

Form Approved
OMB No. 1845-0001.
App. Exp. 12/31/2019.

Site Last Updated: Sunday, July 22, 2018

Download [Adobe Reader](#)

©2010 fafsa.gov. All rights reserved.

Enter students
FSA ID
username and
password.

Click Next.

[Home](#)[Help](#)

Login

Log in to the FAFSA

Only students may use their FSA ID to log in. Parents and others can start a FAFSA for a student by entering the student's identifiers. Parents and others can also work on a FAFSA form or correction the student started using the **Save Key** that the student made. [Help for parents.](#)

☒ I am the student

OR

☐ I am a parent, preparer, or student from a Freely Associated State

Do not log in with the FSA ID if you are not the student.
Don't have an FSA ID? [Create one](#) or login using the [student's identifiers.](#)

The student's FSA ID Username or Verified E-mail Address ?

[Forgot Username](#)

The student's FSA ID Password ?

[Forgot Password](#)

NEXT

Disclaimer

Disclaimer

This is a U.S. Federal Government computer system intended to be solely accessed by individual users expressly authorized to access the system by the U.S. Department of Education. For security purposes and to ensure that the system remains available to all expressly authorized users, the U.S. Department of Education monitors the system to identify unauthorized users. Anyone using this system expressly consents to such monitoring. Except as expressly authorized by the U.S. Department of Education, unauthorized attempts to access, obtain, upload, modify, change, and/or delete information on this system are strictly prohibited and are subject to criminal prosecution under 18 U.S.C § 1030, and other applicable statutes, which may result in fines and imprisonment. For purposes of this system, unauthorized access includes, but is not limited to:

- Any access by an employee or agent of a commercial entity, or other third party, who is not the individual user, for purposes of commercial advantage or private financial gain (regardless of whether the commercial entity or third party is providing a service to an authorized user of the system); and
- Any access in furtherance of any criminal or tortious act in violation of the Constitution or laws of the United States or any State.

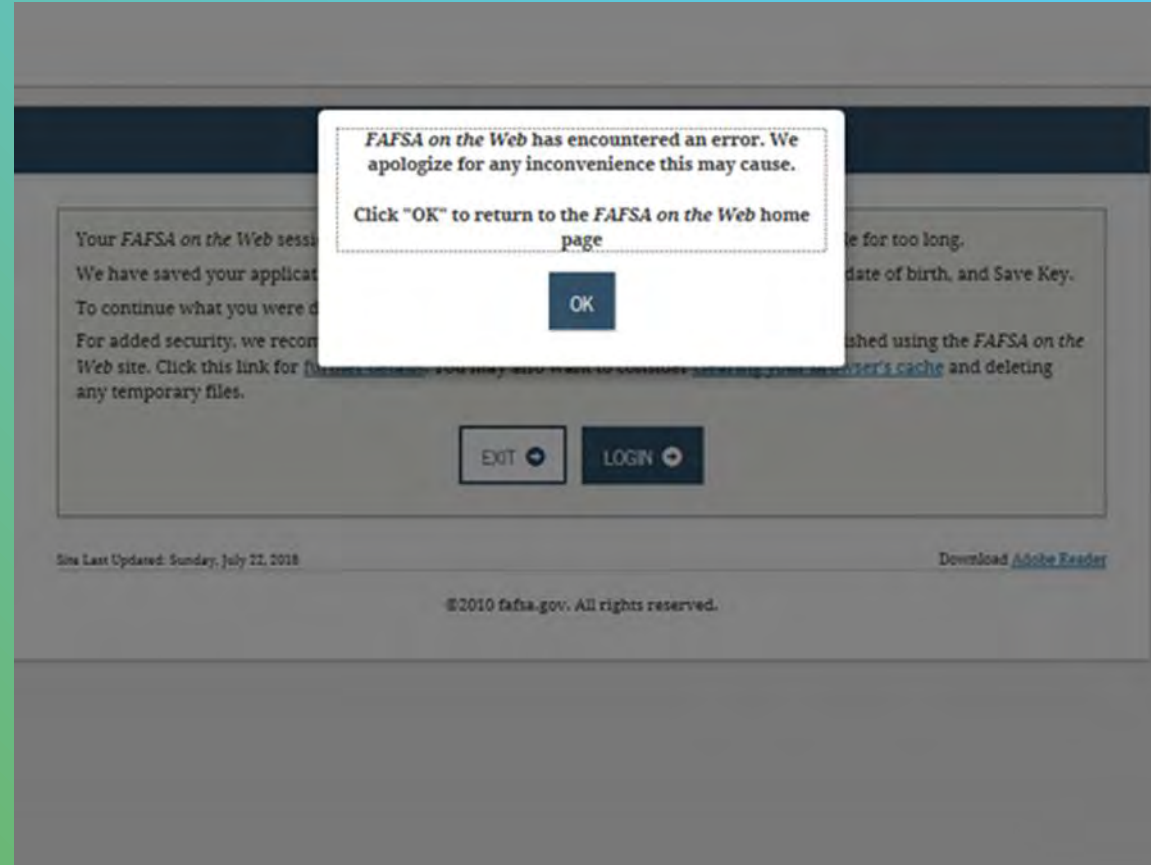
If system monitoring reveals information indicating possible criminal activity, such evidence may be provided to law enforcement personnel.

[DECLINE](#)[ACCEPT](#)

Read the disclaimer that you're not using the site to commit a crime or have ill intentions.

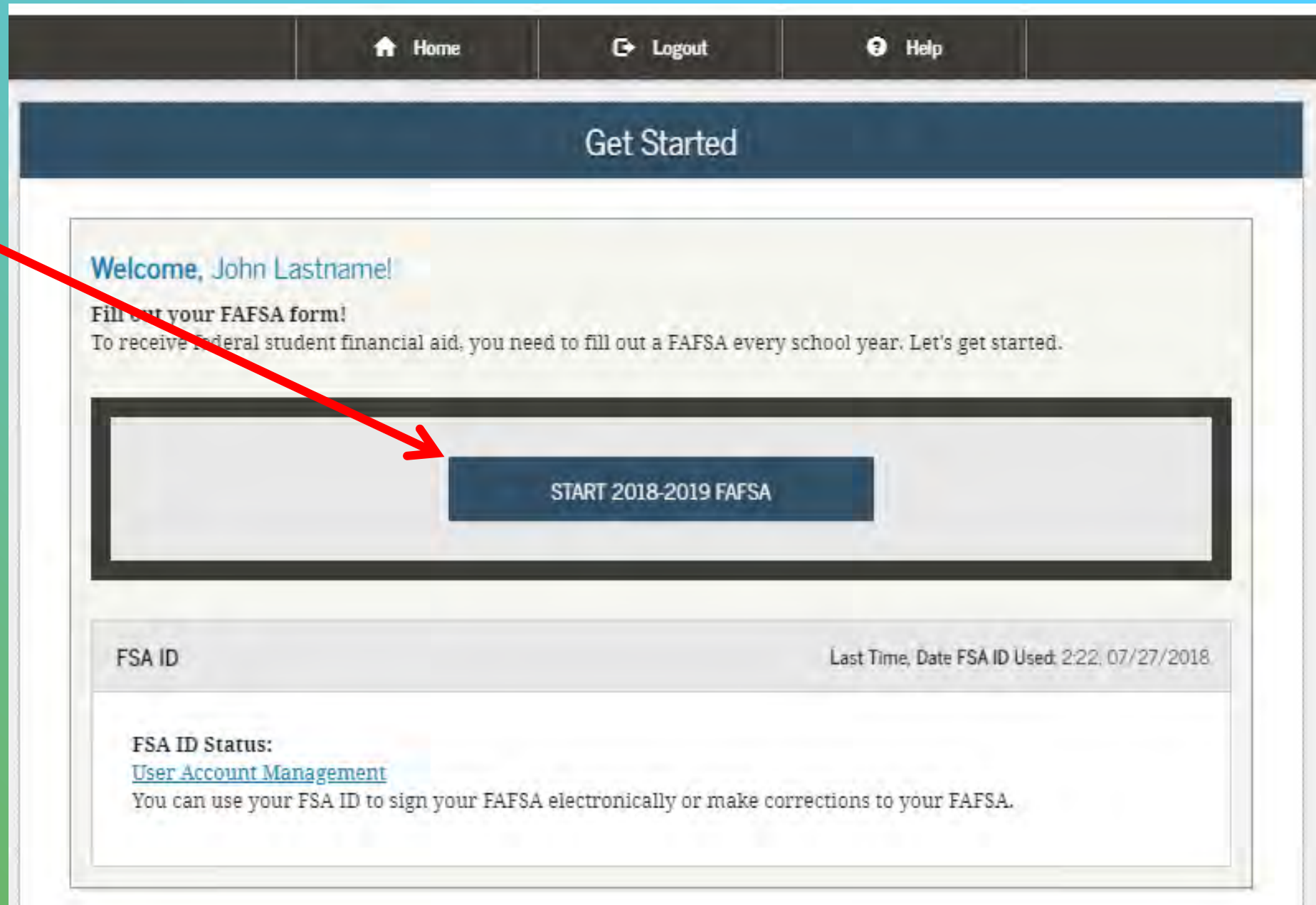
Click Accept.

FAFSA Error



Select the appropriate year (when will the student be attending school)

For seniors who graduate in 2019, they should complete the 2019-2020 FAFSA.



The screenshot shows the FAFSA website interface. At the top, there is a navigation bar with links for Home, Logout, and Help. Below this is a dark blue header with the text 'Get Started'. The main content area has a light gray background. It starts with a welcome message: 'Welcome, John Lastname!'. Below this is a section titled 'Fill out your FAFSA form!' with the text: 'To receive federal student financial aid, you need to fill out a FAFSA every school year. Let's get started.' A large, light gray rectangular box contains a dark blue button labeled 'START 2018-2019 FAFSA'. A red arrow points from the text 'when will the student be attending school' to this button. Below the button box, there is a section for 'FSA ID' with the text 'Last Time, Date FSA ID Used: 2/22, 07/27/2018'. Further down, there is a section for 'FSA ID Status' with a link to 'User Account Management' and the text: 'You can use your FSA ID to sign your FAFSA electronically or make corrections to your FAFSA.'

Create a Save Key.

This can be anything – remember it so you can get back into the application.

i.e. the family dog's name, your favorite color, etc.

[Home](#) [Help](#)

Start Student's 2018-2019 FAFSA

STUDENT INFORMATION

Form Approved
OMB No. 1845-0001.
App. Exp. 12/31/2019.

Create a Save Key.
The Save Key is for temporary use for you or your parent to return and complete this specific FAFSA.

Create a Save Key ?

Re-enter Save Key ?

MY FAFSA ➔

NEXT ➔

Site Last Updated: Sunday, July 22, 2018

Download [Adobe Reader](#)

©2010 fafsa.gov. All rights reserved.

Exit

Clear All Data

View FAFSA Summary

Save

Help

Introduction – 2018-2019 FAFSA

STUDENT INFORMATION

[Expand All](#)

> How can I get help completing my FAFSA?

> How many steps does it take to complete?

> How long will it take to complete?

> Can I save my FAFSA if I can't finish it?

> Documents needed to complete the FAFSA

> Signing the FAFSA

> *FAFSA on the Web* Security and Privacy

NEXT

Review Help
Information as
needed.

Click Next.

The black bar lets you save or exit the application. The navigation bar tells you where you are in the application.

Review student demographic information. Add middle initial.

Click next.

Use the Previous and Next buttons within the application.

The screenshot shows the 'Personal Information for Student' section of the FAFSA application. At the top, a black navigation bar contains buttons for 'Exit', 'Clear All Data', 'View FAFSA Summary', 'Save', and 'Help'. Below this, a blue navigation bar displays the title 'Personal Information for Student' and a series of tabs: 'Student Demographics' (active), 'School Selection', 'Dependency Status', 'Parent Demographics', 'Financial Information', 'Sign & Submit', and 'Confirmation'. The 'Student Demographics' tab is highlighted with a red arrow. The main content area is titled 'STUDENT INFORMATION' and contains a blue information box stating: 'Because the FAFSA belongs to the student, "you" and "your" always (unless otherwise noted) refer to the student.' Below this are several input fields: 'Your last name' (containing 'Lastname'), 'Your first name' (containing 'Susan'), 'Your middle initial' (containing 'J'), 'Your Social Security Number' (containing '966-08-3011'), and 'Your date of birth' (containing '11/02/1982'). Each field has a question mark icon to its right. At the bottom right, the 'PREVIOUS' and 'NEXT' buttons are circled in red.

Exit Clear All Data View FAFSA Summary Save Help

Personal Information for Student

Student Demographics School Selection Dependency Status Parent Demographics Financial Information Sign & Submit Confirmation

STUDENT INFORMATION

i Because the FAFSA belongs to the student, "you" and "your" always (unless otherwise noted) refer to the student.

Your last name ?
Lastname

Your first name ?
Susan

Your middle initial ?
J

Your Social Security Number
966-08-3011

Your date of birth ?
11/02/1982

PREVIOUS NEXT

Student Address and E-mail

Student
Demographics

School Selection

Dependency Status

Parent
DemographicsFinancial
Information

Sign & Submit

Confirmation

STUDENT INFORMATION

Your permanent mailing address (include apt. number) ?

1122 STRAIGHT STREET

Your city (and country if not U.S.) ?

LEESBURG

Your state ?

Maryland ▼

Your ZIP code ?

20705

Your e-mail address ?

newuser@fafsademo.com

Re-enter your e-mail address ?

newuser@fafsademo.com

PREVIOUS

NEXT

Confirm the
student's mailing
address and
email address.

Click next.

Confirm
residency – Has
the student lived
in PA for at least
5 years?

Click next.

Exit

Clear All Data

View FAFSA Summary

Save

Help

Student Residency

Student Demographics

School Selection

Dependency Status

Parent Demographics

Financial Information

Sign & Submit

Confirmation

STUDENT INFORMATION

Have you lived in Maryland for at least 5 years?

☒ Yes ☐ No

PREVIOUS

NEXT

Site Last Updated: Sunday, July 22, 2018

Download [Adobe Reader](#)

©2010 fafsa.gov. All rights reserved.

Answer the
gender question
(gender at birth).

Enter telephone
number and
student's DL
number
(optional).

Click next.

Exit Clear All Data View FAFSA Summary Save Help

Student Phone and Driver's License

Student Demographics School Selection Dependency Status Parent Demographics Financial Information Sign & Submit Confirmation

STUDENT INFORMATION

Are you male or female? ☐ Male ☒ Female

Your telephone number
(724) 555-5555

Your driver's license number (if you have one)

Your driver's license state
Select

PREVIOUS NEXT

Confirm the
marital status of
the student.

Click next.

Exit Clear All Data View FAFSA Summary Save Help

Student Marital Status

Student Demographics School Selection Dependency Status Parent Demographics Financial Information Sign & Submit Confirmation

STUDENT INFORMATION

What is your marital status as of today?

I am single

PREVIOUS NEXT

Site Last Updated: Sunday, July 22, 2018 Download [Adobe Reader](#)

©2010 fafsa.gov. All rights reserved.

Exit

Clear All Data

View FAFSA Summary

Save

Help

Student Eligibility

Student
Demographics

School Selection

Dependency Status

Parent
Demographics

Financial
Information

Sign & Submit

Confirmation

STUDENT INFORMATION

Are you a U.S. citizen?

Select

PREVIOUS

NEXT

List the student's citizenship (US citizen, Eligible non-citizen or not a citizen or eligible non-citizen).

Click next.

Exit

Clear All Data

View FAFSA Summary

Save

Help

Student Eligibility

Student Demographics

School Selection

Dependency Status

Parent Demographics

Financial Information

Sign & Submit

Confirmation

STUDENT INFORMATION

Are you a U.S. citizen?

Yes, I am a U.S. citizen (or U.S. national)

i

Most male citizens and male immigrants must register with the Selective Service System to receive federal student aid.

Are you registered with the Selective Service System?

☐ Yes

☒ No

Do you want us to register you with the Selective Service System?

☒ Yes

☐ No

PREVIOUS

NEXT

Male students will get the Selective Service questions.

All males who are US citizens are required to register with SS when they turn 18.
(www.sss.gov)

Click next.

Confirm HS completion status

What will be student's college grade level?

What degree will student be working on?

Will the student have a BA degree?


Click next.

Exit Clear All Data View FAFSA Summary Save Help


Student Education

Student Demographics School Selection Dependency Status Parent Demographics Financial Information Sign & Submit Confirmation


STUDENT INFORMATION

What will your high school completion status be when you begin college in the 2018-2019 school year? 


High school diploma ▼

What will your college grade level be when you begin the 2018-2019 school year? 

Never attended college/1st yr. ▼

What degree or certificate will you be working on when you begin the 2018-2019 school year? 

1st bachelor's degree ▼

Will you have your first bachelor's degree before you begin the 2018-2019 school year? 

☐ Yes ☒ No

PREVIOUS NEXT

Answer “yes” to the work study question.

Note Parent 1 and Parent 2 on application

Click next.

Exit

Clear All Data

View FAFSA Summary

Save

Help

Student and Parent Education Completion

Student Demographics

School Selection

Dependency Status

Parent Demographics

Financial Information

Sign & Submit

Confirmation

STUDENT INFORMATION

Are you interested in being considered for work-study?

☒ Yes ☐ No ☐ Don't know

Are you a foster youth or were you at any time in the foster care system?

☐ Yes ☒ No

Highest school completed by Parent 1

High School

Highest school completed by Parent 2

High School

PREVIOUS

NEXT

Must list and confirm student's high school.

List the school and click search.

Exit Clear All Data View FAFSA Summary Save Help

Search for High School

Student Demographics **School Selection** Dependency Status Parent Demographics Financial Information Sign & Submit Confirmation

STUDENT INFORMATION

Application was successfully saved.

Because the FAFSA belongs to the student, "you" and "your" always (unless otherwise noted) refer to the student.

Enter the name, city, and state of your high school, then click **Search**.

What is the name of your high school?

Homer Center High School

In what city is your high school located?

Homer City

In what state is your high school located?

Pennsylvania

PREVIOUS NEXT **SEARCH**

Click Select and then Next.

Exit

Clear All Data

View FAFSA Summary

Save

Help

High School Search Results

Student Demographics

School Selection

Dependency Status

Parent Demographics

Financial Information

Sign & Submit

Confirmation

STUDENT INFORMATION

i We found 1 result that meets your criteria. If the high school listed is correct, click the **Select** link to add it to your application.

If your high school is not listed, click **Next** to continue and make sure the high school name, city and state have all been entered correctly.

Search Results: 1 to 1 of 1.

SELECT	School Name: Homer-center Jshs City: Homer City
---------------	--

<<

<

1

>

>>

NEW SEARCH

NEXT

Search for High School

[Student Demographics](#)[School Selection](#)[Dependency Status](#)[Parent Demographics](#)[School Information](#)[Sign & Submit](#)[Confirmation](#)

STUDENT INFORMATION

Application was successfully saved.

The high school you selected was added to your application. Click **Next** to continue.

Because the FAFSA belongs to the student, "you" and "your" always (unless otherwise noted) refer to the student.

Enter the name, city, and state of your high school, then click **Search**.

What is the name of your high school?

HOMER-CENTER JSHS

In what city is your high school located?

HOMER CITY

In what state is your high school located?

Pennsylvania

SEARCH

PREVIOUS

NEXT

STUDENT INFORMATION

i John, based on the information you provided, we have determined student aid. Continue through the application for us to determine how much aid you may receive.

i Here's where you'll search for the colleges to which you'd like to send your FAFSA. You can add up to 10 colleges at a time to your FAFSA. If you're applying to more than one college, see [these instructions](#).

Make sure you add ALL colleges you're interested in, even if you haven't applied yet.

i Complete the fields below to search for a college to add to your FAFSA.

Do you know the college's [Federal School Code](#)?

☐ Yes ☒ No

State

Pennsylvania

City (optional)

School Name (optional)

Pennsylvania State University

SEARCH TIPS **i**

Select colleges to list on application.

May list up to 10 schools.

List the one you're most likely to attend first.

Search by name or by school code.

Exit

Clear All Data

View FAFSA Summary

Save

Search for Colleges

Student Demographics

School Selection

Dependency Status

Parent Demographics

Financial Information

Sign & Submit

STUDENT INFORMATION

i John, based on the information you provided, we have determined that you may receive student aid. Continue through the application for us to determine how much aid you may receive.

i Here's where you'll search for the colleges to which you'd like to send your FAFSA. You can add up to 10 colleges at a time to your FAFSA. If you're applying to more than one college, see [these instructions](#).

Make sure you add ALL colleges you're interested in, even if you haven't applied yet.

i Enter the college's school code and click Search.

Do you know the college's [Federal School Code](#)?

☒ Yes ☐ No

Federal School Code

003357

PREV

Exit

Clear All Data

View FAFSA Summary

Save

Help

Selected Colleges and Housing Plans

Student Demographics

School Selection

Dependency Status

Parent Demographics

Financial Information

Sign & Submit

Confirmation

STUDENT INFORMATION

You may change the positioning of any school in this list. To do so, click the icon to the left of the school name and then use the buttons displayed to change the position of the selected school. The **UP** and **DOWN** buttons will move the school one position up, or one position down. The **REMOVE** button will delete the school from your list.

For federal student aid purposes, it does not matter in what order you list your selected schools. However, the order in which you list schools may affect your eligibility for state aid. Find more information on your state's preferences for listing schools [here](#).

For each school listed, select the appropriate housing plan from the dropdown list.

+

School Name: Point Park University

Federal School Code: 003357

Housing Plans

On Campus

+

School Name: Point Park University

Federal School Code: 003357

Housing Plans

Off Campus

+

School Name: Robert Morris University

Federal School Code: 003359

Housing Plans

With Parent

Once the student adds all of his/her schools, they have to select housing.

Choices are on campus, off campus or with parent.

Click next.

Dependency Status

Most HS students
will answer no to
these questions.

Click next.

Student Age/Marital Status/Degree Confirmation

Student Demographics

School Selection

Dependency Status

Parent Demographics

Financial Information

Sign & Submit

Confirmation

STUDENT INFORMATION

✔ Application was successfully saved.

?

Because the FAFSA belongs to the student, "you" and "your" always (unless otherwise noted) refer to the student.

?

Were you born before January 1, 1995?

☐ Yes

☒ No

?

As of today, are you married?

☐ Yes

☒ No

?

At the beginning of the 2018-2019 school year, will you be working on a master's or doctorate program (such as an MA, MBA, MD, JD, PhD, EdD, or graduate certificate, etc.)?

☐ Yes

☒ No

◀ PREVIOUS

NEXT ▶

Dependency Status Continued

Answer the questions and click next.

Does Student Have Dependents?

Student Demographics

School Selection

Dependency Status

Parent Demographics

Financial Information

Sign & Submit

Confirmation

STUDENT INFORMATION

Do you now have or will you have children who will receive more than half of their support from you between July 1, 2018 and June 30, 2019?

☐ Yes ☒ No

Do you have dependents (other than your children or spouse) who live with you and who receive more than half of their support from you, now and through June 30, 2019?

☐ Yes ☒ No

PREVIOUS

NEXT

Dependency Status Continued

Check any that apply. Again, most HS students will not check these.



Review these

Click next.

Student Additional Dependency Questions

Student Demographics

School Selection

Dependency Status

Parent Demographics

Financial Information

Sign & Submit

Confirmation

STUDENT INFORMATION

Answer the following questions to determine if you are required to provide information about your parents on your FAFSA. Check all that apply or check **None of the above**.

☐

Are you currently serving on active duty in the U.S. Armed Forces for purposes other than training?

☐

Are you a veteran of the U.S. Armed Forces?

☐

At any time since you turned age 13, were both your parents deceased, were you in foster care, or were you a dependent or ward of the court?

☐

As determined by a court in your state of legal residence, are you or were you an emancipated minor?

☐

Does someone other than your parent or stepparent have legal guardianship of you, as determined by a court in your state of legal residence?

☒

None of the above

PREVIOUS

NEXT

Student Homelessness Filter Question

Student
Demographics



School Selection



Dependency Status



Parent
Demographics

Financial
Information

Sign & Submit

Confirmation

STUDENT INFORMATION

On or after July 1, 2017, were you homeless or were you self-supporting and at risk of being homeless?

☐ Yes ☒ No



PREVIOUS

NEXT



Homeless students are generally unaccompanied youth and will have been certified by their McKinney-Vento liaison at their school.

Dependency determination

Click you will provide parent information and then next.

The only time a dependent student says they will not provide parent information is in cases of abuse, neglect or abandonment. The student should submit the FAFSA and then file an appeal with his/her school and PHEAA.



Exit Clear All Data View FAFSA Summary Save Help

Dependent Student

Student Demographics School Selection **Dependency Status** Parent Demographics Financial Information Sign & Submit Confirmation

STUDENT INFORMATION

Based on your answers to the dependency status questions, you are considered a dependent student. This means you must provide **parental** information. Select "I will provide information about my parent(s)" and click Next to continue filling out your FAFSA.

If you have a special circumstance and are unable to provide parental information, under very limited circumstances, you may be able to submit your FAFSA without parental information. Select "I am unable to provide information about my parent(s)" and click Next to get additional information.

☒ I will provide information about my parent(s)

☐ I am unable to provide information about my parent(s)

PREVIOUS NEXT

Household size and
number in college

How many people live
in the household for
the upcoming year
(parents provide more
than 50% support)?

How many will be
enrolled in college?

Parent Household Info

Student Demographics School Selection Dependency Status Parent Demographics Financial Information Sign & Submit Confirmation

PARENT INFORMATION

Household Size

Your parents

2

Yourself, even if you do not live with your parents

1

Your parent's other children (even if they do not live with your parents) if:

a. Your parents will provide more than half of their support from July 1, 2018 through June 30, 2019 or

b. These children can answer "No" to every [Dependency Status question on the FAFSA](#)

0

Other people if:

a. they now live with your parents,

b. your parents provide more than half of their support, and

c. your parents will continue to provide more than half of their support from July 1, 2018 through June 30, 2019

0

Your parents' number of family members in 2018-2019 (household size)

3

Number in College

How many people in your parents' household (as reported above) will be college students between July 1, 2018 and June 30, 2019? Do not include your parents.

1

Exit

Clear All Data

View FAFSA Summary

Save

Help

Parent Marital Status

Student Demographics

School Selection

Dependency Status

Parent Demographics

Financial Information

Sign & Submit

Confirmation

PARENT INFORMATION

Application was successfully saved.

Because the FAFSA belongs to the student, "you" and "your" always (unless otherwise noted) refer to the student.

As of today, what is the marital status of your parents?

Married or Remarried

When did your parents get married or remarried?

06/1972

PREVIOUS

NEXT

Update parent marital status and month/year

- Married/remarried
- Divorced/separated
- Never married
- Widowed
- Unmarried and both legal parents living together

Click next.

Parent 1

SSN must match last name

Be consistent (if parent 1 is dad, keep him parent 1 throughout the application)

Click next

Exit Clear All Data View FAFSA Summary Save Help

Personal Information for Parent

Student Demographics School Selection Dependency Status **Parent Demographics** Financial Information Sign & Submit Confirmation

PARENT INFORMATION

Enter information for your first **parent** (father/mother/stepparent)

Parent's Social Security Number
000-00-0000

Parent's last name
Lastname

Parent's first initial
K

Parent's date of birth
12/12/1960

PREVIOUS NEXT

✖ Exit

🗑 Clear All Data

📄 View FAFSA Summary

✓ Save

🔑 Help

Personal Information for Other Parent

Student Demographics

School Selection

Dependency Status

Parent Demographics

Financial Information

Sign & Submit

Confirmation

PARENT INFORMATION

Enter information for your other **parent** (father/mother/stepparent)

Parent's Social Security Number

000-00-0000

?

Parent's last name

Lastname

?

Parent's first initial

J

?

Parent's date of birth

01/12/1962

?

← PREVIOUS

NEXT →

Parent 2 information (if applicable)

Again, be consistent

Click next

Parent's email address
(should match the
email for their FSA ID)

Parent's residency
question

Click next

Exit

Clear All Data

View FAFSA Summary

Save

Help

Parent E-mail and State

Student Demographics

School Selection

Dependency Status

Parent Demographics

Financial Information

Sign & Submit

Confirmation

PARENT INFORMATION

Your parents' e-mail address

email@yahoo.com

Re-enter your parents' e-mail address

email@yahoo.com

Have your parents lived in Maryland for at least 5 years?

☒ Yes ☐ No

PREVIOUS

NEXT

Parent tax filing

- Already completed
- Will file
- Not required to file

How did they file?

If already filed, IRS
DRT will open



Exit Clear All Data View FAFSA Summary Save Help

Parent Tax Filing Status

Student Demographics School Selection Dependency Status Parent Demographics Financial Information Sign & Submit Confirmation

✓ ✓ ✓ ✓ ✎

PARENT INFORMATION

✓ Application was successfully saved.

Attention! You must provide financial information from your parents' **2016 tax return** on the following pages.

For 2016, have your parents completed their IRS income tax return or another tax return? ?

Already completed ▼

For 2016, what is your parents' tax filing status according to their tax return? ?

Married-Filed Joint Return ▼

PREVIOUS NEXT

Get My Federal Income Tax Information

See our [Privacy Notice](#) regarding our request for your personal information.

Enter the following information from your 2017 Federal Income Tax Return

Required fields *

First Name *	Dependent
Last Name *	Data
Social Security Number *	*** - ** - ****
Date of Birth *	01 / 01 / 1994
Filing Status * ?	Single ▼
Address - Must match your 2015 Federal Income Tax Return. ?	
Street Address *	
P.O. Box (Required if entered on your tax return) ?	
Apt. Number (Required if entered on your tax return)	
Country *	United States ▼
City, Town or Post Office *	
State/U.S. Territory *	Select One ▼
ZIP Code *	

Select the button below to exit the IRS system and return to your FAFSA.

By submitting this information, you certify that you are the person identified. Use of this system to access another person's information may result in civil and criminal penalties.

[Return to FAFSA](#)

[Submit](#)

**All info
must match
tax return!**

Exit

Clear All Data

View FAFSA Summary

Save

Help

Parent IRS Info

Student Demographics

School Selection

Dependency Status

Parent Demographics

Financial Information

Sign & Submit

Confirmation

PARENT INFORMATION

What type of income tax return did your parents file for 2016?

IRS 1040

What was your parents' adjusted gross income for 2016? This amount is found on IRS Form 1040-line 37.

\$60,000.00

INCOME ESTIMATOR

PREVIOUS

NEXT

If you cannot use the IRS DRT, complete the information manually

Fill in the type of return

AGI

Click next

Indicate how much of the wages were earned by Parent 1 and Parent 2

Click next

Exit

Clear All Data

View FAFSA Summary

Save

Help

Parent Income from Work

Student Demographics

School Selection

Dependency Status

Parent Demographics

Financial Information

Sign & Submit

Confirmation

PARENT INFORMATION

How much did your Parent 1 (father/mother/stepparent) earn from working (wages, salaries, tips, etc.) in 2016?
This amount is your Parent 1 (father's/mother's/stepparent's) portion of IRS Form 1040-lines 7+12+18 and Box 14 [Code A] of IRS Schedule K-1 (Form 1065).

\$

30,000

.00

How much did your Parent 2 (father/mother/stepparent) earn from working (wages, salaries, tips, etc.) in 2016?
This amount is your Parent 2 (father's/mother's/stepparent's) portion of IRS Form 1040-lines 7+12+18 and Box 14 [Code A] of IRS Schedule K-1 (Form 1065).

\$

30,000

.00

PREVIOUS

NEXT

Exit

Clear All Data

View FAFSA Summary

Save

Help

Parent Additional IRS Info

Student Demographics

School Selection

Dependency Status

Parent Demographics

Financial Information

Sign & Submit

Confirmation

PARENT INFORMATION

Enter the amount of your parents' income tax for 2016. This amount is found on IRS Form 1040-lines (56 minus 46).

\$

3,000

.00

Enter your parents' exemptions for 2016. This amount is found on IRS Form 1040-line 6d.

3

PREVIOUS

NEXT

Income tax is the tax liability (what you paid minus what you received in a refund)

Exemption – how many were claimed on the return

Click next

If parent income is low, they may get a simplified income page like this

Parent Simplified Path Determination

Student Demographics

School Selection

Dependency Status

Parent Demographics

Financial Information

Sign & Submit

Confirmation

PARENT INFORMATION

As of today, is either of your parents a [dislocated worker](#)?
☐ Yes ☒ No ☐ Don't know

In 2016 or 2017, did you, your parents, or anyone in your parents' household receive benefits from any of the federal benefits programs listed below?

Check all that apply or check **None of the above**. If, at the time you are completing the FAFSA, you, your parents, or anyone in your parents' household did NOT receive any of these benefits during 2016 or 2017, but do receive any of them on or before December 31, 2017, you must return to the FAFSA and update your response.

Answering these questions will not reduce eligibility for student aid or these programs.

☐ Medicaid

☐ Supplemental Security Income (SSI)

☐ Supplemental Nutrition Assistance Program ([SNAP](#))

☐ Free or Reduced Price School Lunch

☐ Temporary Assistance for Needy Families ([TANF](#))

☐ Special Supplemental Nutrition Program for Women, Infants, and Children (WIC)

☒ None of the above

You indicated that your parents filed an IRS 1040. Were they eligible to file an IRS 1040A or 1040EZ?
☐ Yes ☐ No ☒ Don't know

PREVIOUS

NEXT

Student Demographics School Selection Dependency Status Parent Demographics Financial Information Sign & Submit Confirmation

✓ ✓ ✓ ✓

PARENT INFORMATION

Did your parents have any of the following items in 2016? Enter amounts for all that apply.

Combat pay or special combat pay. Only enter the amount that was taxable and included in your parents' adjusted gross income. Do not enter untaxed combat pay reported on the W-2 in Box 12, Code Q ?

\$.00

Student college grant and scholarship aid reported to the IRS in your parents' income. Includes AmeriCorps benefits (awards, living allowances, and interest accrual payments), as well as grant and scholarship portions of fellowships and assistantships ?

\$.00

Education credits (*American Opportunity Tax Credit* or *Lifetime Learning Tax Credit*) from IRS Form 1040-line 50 ?

\$.00

IRA deductions and payments to self-employed SEP, SIMPLE, Keogh, and other qualified plans from IRS Form 1040-total of lines 28+32 ?

\$.00

Tax exempt interest income from IRS Form 1040-line 8b ?

\$.00

Untaxed portions of IRA distributions from IRS Form 1040-lines (15a minus 15b). Exclude rollovers. If negative, enter a zero here ?

\$.00

Untaxed portions of pensions from IRS Form 1040-lines (16a minus 16b). Exclude rollovers. If negative, enter a zero here ?

\$.00

Additional financial information

Scholarships are included only if there was a taxable portion listed on the return

Education credits should come over in the IRS DRT exchange

Look at the tax return to see if there are IRA deductions or IRA distributions that are untaxed

Click next

Indicate any child support that was paid

If parents are students and had a work study position, those wages are listed here

Click next

[Exit](#) [Clear All Data](#) [View FAFSA Summary](#) [Save](#) [Help](#)

Parent Additional Financial Info

[Student Demographics](#) [School Selection](#) [Dependency Status](#) [Parent Demographics](#) [Financial Information](#) [Sign & Submit](#) [Confirmation](#)

[PARENT INFORMATION](#)

Did your parents have any of the following items in 2016? Enter amounts for all that apply.

Child support your parents paid because of divorce or separation or as a result of a legal requirement. Do not include support for children in your parents' household

\$

d

.00

Earnings from work under a Cooperative Education Program offered by a college

\$

0

.00

Taxable earnings from need-based employment programs, such as Federal Work-study and need-based employment portions of fellowships and assistantships

\$

0

.00

[PREVIOUS](#) [NEXT](#)

Parent Untaxed Income

Student Demographics School Selection Dependency Status Parent Demographics Financial Information Sign & Submit Confirmation

✓ ✓ ✓ ✓

PARENT INFORMATION

Did your parents have any of the following items in 2016? Enter amounts for all that apply.

Child support received for all children. Do not include foster care or adoption payments ?

\$.00

Housing, food, and other living allowances paid to members of the military, clergy, and others (including cash payments and cash value of benefits). Do not include the value of on-base military housing or the value of a basic military allowance for housing ?

\$.00

Payments to tax-deferred pension and retirement savings plans (paid directly or withheld from earnings), including, but not limited to, amounts reported on the W-2 Form in Boxes 12a through 12d, codes D, E, F, G, H, and S. **Don't include** amounts reported in code DD (employer contributions toward employee health benefits) ?

\$.00

Other untaxed income not reported, such as workers' compensation, disability benefits, etc. ?

\$.00


Veterans noneducation benefits such as Disability, Death Pension, or Dependency & Indemnity Compensation (DIC) and/or VA Educational Work-Study allowances ?

\$.00

[PREVIOUS](#) [NEXT](#)

Additional untaxed income

Child support received

Tax-deferred payments to pensions are included if they have one of the letters listed next to an amount in box 12 of the W-2 

Worker's compensation

Click next

Exit

Clear All Data

View FAFSA Summary

Save

Help

Parent Assets

Student Demographics

School Selection

Dependency Status

Parent Demographics

Financial Information

Sign & Submit

Confirmation

PARENT INFORMATION

As of today, does the total amount of your parents' current [assets](#) exceed \$33,600.00?

☐ Yes ☒ No

PREVIOUS

NEXT

Assets include cash, savings and checking accounts, investment accounts such as 529 plans or rental properties

A business is only an asset if there are more than 100 employees

Say yes or no and click next

If assets are greater than the number given, parents need to list the amounts of those assets.

- Cash, savings and checking
- Investments
- Investment farm (if \$0, list \$0)

Click next

The screenshot shows a web application interface for 'Parent Assets'. At the top, a progress bar indicates the following steps: Student Demographics (checked), School Selection (checked), Dependency Status (checked), Parent Demographics (checked), Financial Information (active), Sign & Submit, and Confirmation. Below the progress bar, a blue banner reads 'PARENT INFORMATION'. The main content area contains three questions, each with a text input field and a numeric input field on the right. The first question asks for the total current balance of cash, savings, and checking accounts. The second question asks for the net worth of investments, including real estate (excluding the parents' home). The third question asks for the net worth of current businesses and/or investment farms, with a note to exclude family farms with 100 or fewer full-time or full-time equivalent employees. At the bottom right, there are 'PREVIOUS' and 'NEXT' buttons.

Parent Assets

Student Demographics ✓ School Selection ✓ Dependency Status ✓ Parent Demographics ✓ Financial Information **?** Sign & Submit Confirmation

PARENT INFORMATION

As of today, what is your parents' total current balance of cash, savings, and checking accounts? **?**

\$,00

As of today, what is the net worth of your parents' investments, including real estate (not your parents' home)? **?**

\$,00

As of today, what is the net worth of your parents' current businesses and/or investment farms? **Don't include a family farm or family business with 100 or fewer full-time or full-time equivalent employees.** **?**

\$,00

PREVIOUS **NEXT**

Student financial information

If completed taxes, they should use the IRS DRT

If not, indication not required to file

Click next

Student Tax Filing Status

Student Demographics School Selection Dependency Status Parent Demographics Financial Information Sign & Submit Confirmation

STUDENT INFORMATION

Application was successfully saved.

Because the FAFSA belongs to the student, "you" and "your" always (unless otherwise noted) refer to the student.

Attention! You must provide financial information from your 2016 tax return on the following pages.

For 2016, have you completed your IRS income tax return or another tax return?

Already completed

For 2016, what is your tax filing status according to your tax return?

Single

Did you file a Puerto Rican or foreign tax return for 2016?

☐ Yes ☒ No

IRS Data Retrieval Tool

Applying is faster and easier if you transfer your tax return information into this FAFSA with the IRS Data Retrieval Tool (IRS DRT)!

LINK TO IRS

PREVIOUS NEXT

Student Leaving FAFSA

Student
Demographics



School Selection



Dependency Status



Parent
Demographics



Financial
Information



Sign & Submit

Confirmation



Leaving *FAFSA on the Web*

You are now leaving *FAFSA on the Web* and will be transferred to the IRS Web site. Your FAFSA information will be saved.

Your saved FAFSA will automatically open either when you transfer your information from the IRS or choose to return to *FAFSA on the Web* from the IRS Web site. If you do not transfer your information or choose not to return to *FAFSA on the Web* from the IRS Web site, you will have to log in to open your saved FAFSA.

For your protection, your tax return information will not display on the IRS Web site or on the FAFSA.

SKIP IRS DRT

PROCEED TO IRS SITE

If the student was not required to file taxes in 2017 and worked, list the wages earned from the W-2

Click next

Student Income from Work

Student Demographics

School Selection

Dependency Status

Parent Demographics

Financial Information

Sign & Submit

Confirmation

STUDENT INFORMATION

How much did you earn from working (wages, salaries, tips, etc.) in 2016? This amount is the total of IRS Form 1040-lines 7+12+18 and Box 14 [Code A] of IRS Schedule K-1 (Form 1065).

\$

2,000

.00

PREVIOUS

NEXT

Student Questions for Tax Filers Only



STUDENT INFORMATION

Did you have any of the following items in 2016? Enter amounts for all that apply.

Combat pay or special combat pay. Only enter the amount that was taxable and included in your adjusted gross income. Do not enter untaxed combat pay reported on the W-2 in Box 12, Code Q

\$.00

Student college grant and scholarship aid reported to the IRS in your income. Includes AmeriCorps benefits (awards, living allowances, and interest accrual payments), as well as grant and scholarship portions of fellowships and assistantships

\$.00

Education credits (American Opportunity Tax Credit or Lifetime Learning Tax Credit) from IRS Form 1040-line 50

\$.00

IRA deductions and payments to self-employed SEP, SIMPLE, Keogh, and other qualified plans from IRS Form 1040-total of lines 28+32

\$.00

Tax exempt interest income from IRS Form 1040-line 8b

\$.00

Untaxed portions of IRA distributions from IRS Form 1040-lines (15a minus 15b). Exclude rollovers. If negative, enter a zero here

\$.00

Untaxed portions of pensions from IRS Form 1040-lines (16a minus 16b). Exclude rollovers. If negative, enter a zero here

\$.00

PREVIOUS

NEXT

Additional student information

If nothing here, click next

Additional student
information

If nothing here,
click next

Student Additional Financial Info

Student Demographics

School Selection

Dependency Status

Parent Demographics

Financial Information

Sign & Submit

Confirmation

STUDENT INFORMATION

Did you have any of the following items in 2016? Enter amounts for all that apply.

Child support you paid because of divorce or separation or as a result of a legal requirement. Do not include support for children in your household

\$

d

.00

Earnings from work under a Cooperative Education Program offered by a college

\$

0

.00

Taxable earnings from need-based employment programs, such as Federal Work-study and need-based employment portions of fellowships and assistantships

\$

0

.00

PREVIOUS

NEXT

Student Untaxed Income

Student
Demographics

School Selection

Dependency Status

Parent
Demographics

Financial
Information

Sign & Submit

Confirmation

STUDENT INFORMATION

Did you have any of the following items in 2016? Enter amounts for all that apply.

Child support received for all children. Do not include foster care or adoption payments

\$.00

Housing, food, and other living allowances paid to members of the military, clergy, and others (including cash payments and cash value of benefits). Do not include the value of on-base military housing or the value of a basic military allowance for housing

\$.00

Money received, or paid on your behalf (e.g., bills), not reported elsewhere on this form. This includes money that you received from a parent or other person whose financial information is not reported on this form and that is not part of a legal child support agreement.

\$.00

Payments to tax-deferred pension and retirement savings plans (paid directly or withheld from earnings), including, but not limited to, amounts reported on the W-2 Form in Boxes 12a through 12d, codes D, E, F, G, H, and S. **Don't include** amounts reported in code DD (employer contributions toward employee health benefits)

\$.00

Other untaxed income not reported, such as workers' compensation, disability benefits, etc.

\$.00

Veterans noneducation benefits such as Disability, Death Pension, or Dependency & Indemnity Compensation (DIC) and/or VA Educational Work-Study allowances

\$.00

PREVIOUS

NEXT

Additional student
information

If nothing here,
click next

Student assets

529 plans are not usually owned by the student

Students do usually own UGMA or UTMA accounts

Trust funds and bonds are student assets if they are in their name, regardless if they have access to them at this time

Students answer yes or no and click next (if yes, they have to delineate them)

The screenshot shows the 'Student Assets' section of a FAFSA application. At the top, there is a navigation bar with buttons: 'Exit', 'Clear All Data', 'View FAFSA Summary', 'Save', and 'Help'. Below this, the 'Student Assets' title is centered. A progress bar indicates the following steps: 'Student Demographics' (completed with a green checkmark), 'School Selection' (completed with a green checkmark), 'Dependency Status' (completed with a green checkmark), 'Parent Demographics' (completed with a green checkmark), 'Financial Information' (current step, indicated by a blue pencil icon), 'Sign & Submit', and 'Confirmation'. A blue banner labeled 'STUDENT INFORMATION' is positioned above the question. The question asks: 'As of today, does the total amount of your current [assets](#) exceed \$0.00?'. There are two radio button options: 'Yes' and 'No'. The 'No' option is selected, indicated by a blue dot. At the bottom right, there are two buttons: 'PREVIOUS' and 'NEXT'.

Exit Clear All Data View FAFSA Summary Save Help

Student Assets

Student Demographics School Selection Dependency Status Parent Demographics Financial Information Sign & Submit Confirmation

STUDENT INFORMATION

As of today, does the total amount of your current [assets](#) exceed \$0.00?

☐ Yes ☒ No

PREVIOUS NEXT

Student Assets

Student
Demographics



School Selection



Dependency Status



Parent
Demographics



Financial
Information



Sign & Submit

Confirmation

STUDENT INFORMATION

As of today, what is your total current balance of cash, savings, and checking accounts?



\$

100

.00

As of today, what is the net worth of your investments, including real estate (not your home)?



\$

0

.00

As of today, what is the net worth of your current businesses and/or investment farms? **Don't include** a family farm or family business with 100 or fewer full-time or full-time equivalent employees.



\$

0

.00

◀ PREVIOUS

NEXT ▶

Exit Clear All Data View FAFSA Summary Save Help

Preparer Info

Student Demographics School Selection Dependency Status Parent Demographics Financial Information Sign & Submit Confirmation

Application was successfully saved.

Are you a [preparer](#)? (This is rare.)

☐ Yes ☒ No

PREVIOUS NEXT

[Show Application Data](#)

A preparer is someone you pay to complete your FAFSA – answer no in most cases

Click next

FAFSA Summary

Families can review the information listed

May print but really no need to as they will get a Student Aid Report after submitting the FAFSA with the information

Click next

FAFSA Summary

Student Demographics

School Selection

Dependency Status

Parent Demographics

Financial Information

Sign & Submit

Confirmation

You're not done yet! You still need to submit your FAFSA. After you print this page, click **Next** to return to your FAFSA form.

2018-2019 FAFSA SUMMARY

Student ID XXX-XX-3020 LA

[Collapse All](#)

Student Demographics

Student Demographic Information

Student's Last Name (question 1)	LASTNAME
Student's First Name (question 2), Student's Middle Initial (question 3)	JOHN
Student's Social Security Number (question 8)	XXX-XX-3020
Student's Date of Birth (question 9)	04/19/1994
Male or Female? (question 21)	MALE
Student's Permanent Mailing Address (question 4)	1122 STRAIGHT STREET
Student's Permanent City (question 5)	LEESBURG
Student's Permanent State (question 6), Student's Permanent ZIP Code (question 7)	MARYLAND, 20705
Has Student Lived in State for at Least 5 Years?	YES
Student's State of Legal Residence (question 18)	MARYLAND
Was Student a Legal Resident Before January 1, 2013? (question 19)	YES
Student's Legal Residence Date (question 20)	
Student's Telephone Number (question 10)	(444) 555-5555
Student's E-mail Address (question 13)	newuser@fafsademo.com

Signatures

Student signature should be okay if signed in with FSA ID

Signature Status

Student Demographics

School Selection

Dependency Status

Parent Demographics

Financial Information

Sign & Submit

Confirmation

i A parent must sign the FAFSA. If you are a parent, click **Provide Parent Signature** to sign your child's FAFSA.

Note: If you are the student and your parent is not present, click **Save** and then **Exit**. Your parent should log in to fafsa.gov using the student's identifiers and the "save key" to sign and submit your FAFSA.

Student Signed With FSA ID

Social Security Number: XXX-XX-1010

Last Name: Lastnamerapp

Date of Birth: 04/19/1995

Signature Status: Signed Electronically

Parent Signature Needed

Signature Status: Unsigned

PROVIDE PARENT SIGNATURE

PREVIOUS

Agreement of Terms

Student
Demographics

School Selection

Dependency Status

Parent
Demographics

Financial
Information

Sign & Submit

Confirmation

STUDENT INFORMATION

READ BEFORE PROCEEDING

By signing this application electronically using your FSA ID (username and password) and/or any other credential or by signing a signature page and mailing it to us, YOU, THE STUDENT, certify that you:

1. will use federal and/or state student financial aid only to pay the cost of attending an institution of higher education,
2. are not in default on a federal student loan or have made satisfactory arrangements to repay it,
3. do not owe money back on a federal student grant or have made satisfactory arrangements to repay it,
4. will notify your school if you default on a federal student loan, and
5. will not receive a Federal Pell Grant from more than one school for the same period of time.

By signing this application electronically using your username and password, and/or any other credential or by

I, the student, agree to the terms outlined above.

☒ Agree ☐ Disagree

PREVIOUS

NEXT

Which parent?

Who has the FSA
ID? Parent 1 or 2?

Which Parent Signs?

Student Demographics ✓ School Selection ✓ Dependency Status ✓ Parent Demographics ✓ Financial Information ✓ Sign & Submit ✎ Confirmation

i Are you signing as the student's Parent 1 or Parent 2?

Parent 1 ✎

Social Security Number: XXX-XX-6789
Last Name: **lastname**
Date of Birth: 05/29/1950

✎ SIGN AS PARENT 1

Parent 2 ✎

Social Security Number: XXX-XX-6677
Last Name: **lastname**
Date of Birth: 05/12/1936

✎ SIGN AS PARENT 2

← PREVIOUS

Signature Options

Student
Demographics



School Selection



Dependency Status



Parent
Demographics



Financial
Information



Sign & Submit



Confirmation



Parent Signature for

Social Security Number: XXX-XX-6677

Last Name: lastname

Date of Birth: 05/12/1936

What is your (the parent's) FSA ID?

Do not enter the FSA ID if you are not the parent.

FSA ID Username or Verified E-mail Address



[Forgot Username](#) | [Create an FSA ID](#)

FSA ID Password



[Forgot Password](#)

SIGN THIS FAFSA

OTHER OPTIONS TO SIGN AND SUBMIT

SIGNATURE STATUS

NEXT

Agreement of Terms

Student
Demographics



School Selection



Dependency Status



Parent
Demographics



Financial
Information



Sign & Submit



Confirmation

PARENT INFORMATION

READ BEFORE PROCEEDING

By signing this application electronically using your FSA ID (username and password) and/or any other credential or by signing a signature page and mailing it to us, YOU, THE PARENT, certify that all of the information you provided is true and complete to the best of your knowledge and you agree, if asked:

1. to provide information that will verify the accuracy of your completed form
2. to provide U.S. or state income tax forms that you filed or are required to file.

You also certify that you understand that the Secretary of Education has the authority to verify information reported on your application with the Internal Revenue Service and other federal agencies.

If you sign this application or any document related to the federal student aid programs electronically using a

I, the parent, agree to the terms outlined above.

☒ Agree

☐ Disagree

PREVIOUS

NEXT

Signature Status

Student
Demographics

School Selection

Dependency Status

Parent
Demographics

Financial
Information

Sign & Submit

Confirmation



You have provided all necessary signatures. Click **Submit My FAFSA Now** to submit your FAFSA.

Student Signed With FSA ID



Social Security Number: XXX-XX-3020

Last Name: Lastname

Date of Birth: 04/19/1994

Signature Status: Signed Electronically

← PREVIOUS

SUBMIT MY FAFSA NOW →

Will get a message
that all signatures
were provided

Click on Submit My
FAFSA Now

Confirmation page

Printing recommended

Link to PHEAA to
complete State Grant
Form for first-time filers

Sibling FAFSA link to
transfer parent
information



Congratulations, John!

Your FAFSA was successfully submitted to Federal Student Aid.

Confirmation Number: F 12004251707 07/27/2018 14:49:4

Data Release Number (DRN): 9999

What Happens Next

- You will receive an e-mail version of this page.
- In 3-5 business days, you will receive an e-mail notifying you that your FAFSA was processed.
- Your FAFSA information will be made available to your school(s), and they will use it to determine the aid you may be eligible to receive.
- Your school(s) will contact you if they need more information or when they are ready to discuss your financial aid award.
- If you have questions about your financial aid package, contact your school(s).

An abbreviated version of your confirmation page has been sent to you at the e-mail address:
newuser@fafsademo.com

PRINT THIS PAGE

[Expand All](#)

> Estimated Expected Family Contribution (EFC) = 999999

> IRS Information

⌵ School(s) on your FAFSA:

My FAFSA 2019-2020

After 3 days, the application will process and students can look at their status, print or view their Student Aid Report, make corrections or create a shareable file

My FAFSA - 2018-2019

Welcome,

2018-2019

2017-2018

Current Application Status: **Processed Successfully**

Congratulations, your FAFSA was successfully processed.

What Happens Next

- Your FAFSA information was made available to the school(s) you listed on your FAFSA.
- Your school(s) will use your FAFSA information to determine the aid you may be eligible to receive.
- Your school(s) will contact you if they need more information or to discuss your financial aid award.
- If you have questions about your financial aid package contact your school(s).

You can also:

- [View or Print your Student Aid Report \(SAR\)](#)
- [Make FAFSA Corrections](#) to make a change, add a school, or transfer IRS data into your FAFSA
- [Create a shareable file with some of your student information using MyStudentData Download.](#)

Transaction History

Original Application

- Submitted: 05/01/2018
- Processed: 05/02/2018

FSA ID

Last Time, Date FSA ID Used: 9:30, 07/05/2018

FSA ID Status:

[User Account Management](#)

You can use your FSA ID to sign your FAFSA electronically or make corrections to your FAFSA.


The background features a light blue and white color scheme. It includes several large, faint gear shapes and abstract geometric forms. A dashed line with an arrow points from the top left towards the center. Another dashed line forms a loop on the right side. A third dashed line with a dot at its end curves along the bottom right.

PA STATE GRANT FORM

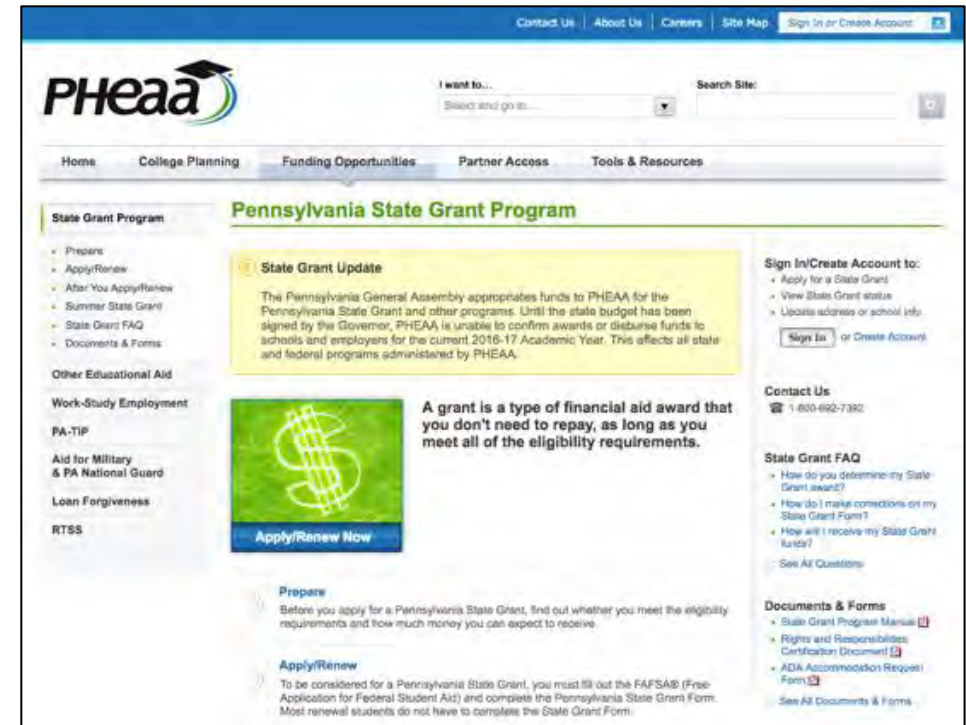
PA State Grant Form (SGF)

In addition to the FAFSA, first-time applicants must also complete the SGF.

- How to access SGF:
 - » The link from FAFSA confirmation page
 - » Through Account Access at PHEAA.org (24-48 hours after completing the FAFSA)




New e-sign
process!



Confirmation Page


At the bottom of the confirmation page, you will find the link to the State Grant Form and the EFC.

Start your state application to apply for New York state-based financial aid.



Does your brother or sister need to complete a FAFSA?

If so, you can transfer your parents' information into a new FAFSA for your brother or sister to save time. Your parents will have to provide a signature again, but that's all.




[Expand All](#)

> **Estimated** Expected Family Contribution (EFC) = 000000


> **Foster Care Information**


> **School(s) on your FAFSA:**



If you have questions, visit fafsa.gov and click "Get FAFSA Help" on the FAFSA home page.

102K

 **Share**

 **Tweet**


TAKE A SURVEY

What happens next?

Students can check PA State Grant status on their Account Access at PHEAA.org

Estimated awards are listed on award letters from the schools

Actual awards are usually posted in May



Things to Remember

- Get FSA IDs PRIOR to completing the FAFSA ([FSAID.ed.gov](https://fsaid.ed.gov))
- File the FAFSA at [FAFSA.gov](https://fafsa.gov)
 - Should use the IRS DRT if already filed taxes
- Complete your [FAFSA and State Grant Form](#) at the same time
- Meet school's priority filing **DEADLINES**
 - State Grant Deadline is May 1
 - School Deadlines may be earlier!
- Research costs: mysmartborrowing.org



Presenter
Jayeann Harr
jharr@pheaa.org

